

JetReports[®]

Any report. Any way. Right Now.[™]



JET ENTERPRISE

A Complete Business Intelligence Solution

Jet Reports is pleased to introduce Jet Enterprise, a revolutionary self-service Business Intelligence solution for Microsoft Dynamics ERP.

- ▶ Little or No Training Required
- ▶ Immediate Return on Investment
- ▶ Business Intelligence and Reporting in one tool



JET ENTERPRISE A COMPLETE BUSINESS INTELLIGENCE SOLUTION

Jet Enterprise is BI Simplified

Jet Enterprise is a complete Business Intelligence solution that provides the answers to your mission critical questions inside an application that you already know – Excel. With little or no training you can quickly analyze issues from many different perspectives to discover trends in your business. Jet Enterprise provides the strategic information you need to identify opportunities and proactively detect issues before they escalate.

Little or No Training Required

The intuitive drag-and-drop interface inside Excel allows you to visually manipulate data to see the information as you desire.

Immediate Return on Investment

Implement in hours and gain valuable insight into your business from day one.

Business Intelligence and Reporting in one tool

Jet Enterprise complements Jet Reports Essentials to provide a complete solution to your business information needs:

- ▶ Strategic and tactical ad hoc analyses
- ▶ Organizational dashboards
- ▶ Reports can be automatically distributed on daily, weekly or monthly basis



You can do it all– from inside of Excel.

Get lightning quick answers

FINANCIALS

Gain a thorough overview of your business. Monitor key indicators across multiple companies and currencies.

- ▶ How are my expenses trending over time?
 - Across multiple companies?
 - In different departments or locations?
- ▶ What is the value of my assets?
 - Across multiple companies and currencies?

SALES

Spot trends and changes in your customers' buying patterns. Adapt your product offerings to changing customer needs.

- ▶ Which product numbers, categories or groups are generating the highest gross margin?
- ▶ Which of my customers have the highest (or lowest) sales, gross margin amount or gross margin percentage?
- ▶ What trends exist in my average sales price (by item, customer, salesperson, country or more)?

INVENTORY

Optimize inventory levels by analyzing inventory turns, quantity and values.

- ▶ Are my inventory turns increasing or decreasing at each of my locations?
- ▶ What seasonal fluctuations occur by product, category, or location?

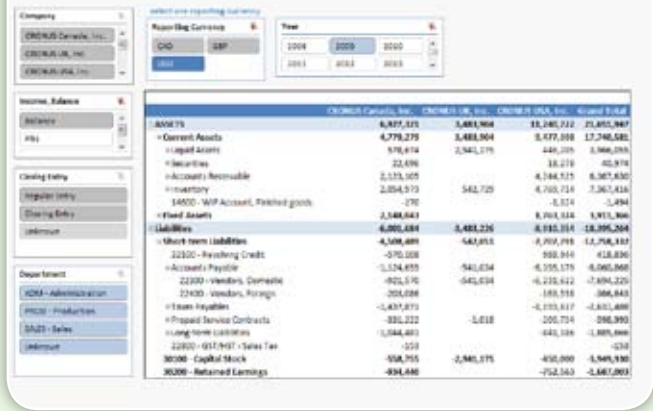
Jet Enterprise provides:

- ▶ **Six pre-defined OLAP cubes** designed specifically for the Microsoft NAV database. These cubes include a comprehensive set of dimensions and measures to provide lightning fast and flexible views of:

- Finance
- Purchases
- Inventory
- Sales
- Accounts Payable
- Accounts Receivable

- ▶ **A Data Warehouse** that is specifically tuned for reporting performance. Key information is brought together to make it simple to retrieve all the information you need.
- ▶ **Reports and Dashboards** allow you to gain valuable insight into your company immediately.

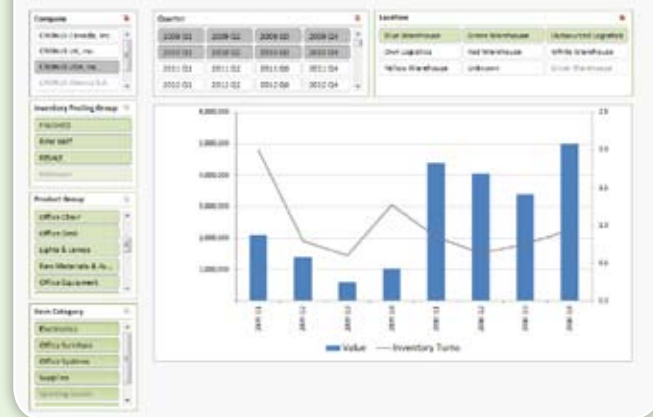
Financials - Multi Currency Consolidation



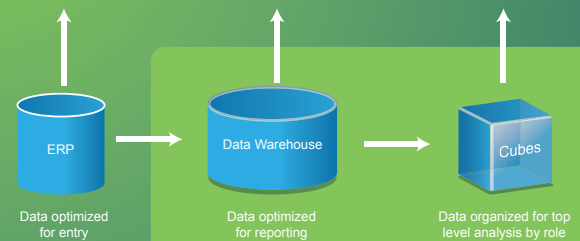
Sales - Dashboard



Inventory - Levels and Turns



JET REPORTS



JET ENTERPRISE



Any report. Any way. Right Now.™

Brought to you by Jet Reports,
the leading Microsoft Dynamics reporting solution
with more than 50,000 users in 89 countries.



Microsoft Partner

Contact us today and find out why business managers rely on Jet Reports every day.

Jet Reports | 10450 SW Nimbus Ave, Suite B | Portland, OR 97223 | +1-503-608-3602 | www.jetreports.com

© 2011 Jet Reports, Inc. All rights reserved. Jet Enterprise is a registered trademark of Jet Reports, Inc.
Microsoft Dynamics™ and Microsoft Excel™ are registered trademarks of Microsoft Corporation.